

EVIO Labs Medford (pka Kenevir Research)
 540 East Vilas Road, Suite F, Central Point, OR 97502
 541-668-7444 / OLCC 010-1001626980D / www.EVIOLabs.com

SOP Elektra 2018



Sample ID: M180711-04

Matrix: Hemp

METRC Batch #:

Sampling Method/SOP: SOP.T.20.010

Batch ID:

Date Sampled: 10/05/18 09:00

Batch Size:

Date Accepted: 10/05/18

Unit for Sale:

Results Valid Until: 10/05/19

Harvest/Production Date:

Harvest/Process Lot ID:

Cannabinoid Analysis

FOR INFORMATIONAL USE ONLY - NOT FOR REGULATORY PURPOSES

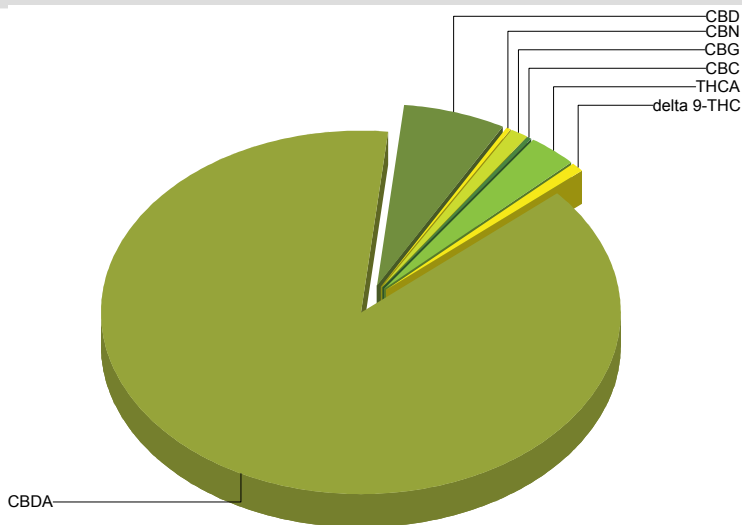
Date/Time Extracted: 10/09/18 11:22

Analysis Method/SOP: SOP.T.40.020


Date/Time Analyzed: 10/10/18 02:15

Cannabinoids	LOQ(%)	mg/g	% weight
Total THC ((THCA*0.877)+Δ9THC)		4.78	0.478
Total CBD ((CBDA*0.877)+CBD)		113	11.3
THCA	0.100	4.26	0.426
delta 9-THC	0.100	1.04	0.104
delta 8-THC	0.100	< LOQ	< LOQ
CBDA	0.100	120	12.0
CBD	0.100	8.55	0.855
CBN	0.100	< LOQ	< LOQ
CBG	0.100	1.38	0.138
CBC	0.100	< LOQ	< LOQ
Sum of tested Cannabinoids	0.100	121	12.1

Cannabinoids Profile



"Total THC" and "Total CBD" are calculated values and are an Oregon reporting requirement (OAR 333-064-0100). For Cannabinoid analysis, only delta 9-THC, THCA, CBD, CBDA are ORELAP accredited analytes. Cannabinoid values reported for plant matter are dry weight corrected; Oregon Water Activity action level is 0.65Aw; Samples above limit will be highlighted **RED**; FD = Field Duplicate; LOQ = Limit of Quantitation.

 Ian Riversong
 Laboratory Director - 10/12/2018

EVIO Labs Medford (pka Kenevir Research)
 540 East Vilas Road, Suite F, Central Point, OR 97502
 541-668-7444 / OLCC 010-1001626980D / www.EVIOLabs.com

FOR INFORMATIONAL USE ONLY - NOT FOR REGULATORY PURPOSES

SOP Elektra 2018

[Redacted]

Sample ID: M180711-04 METRC Batch #:
 Matrix: Hemp

Date Sampled: 10/05/18 09:00
 Date Accepted: 10/05/18
 Results Valid Until: 10/05/19
 Batch ID:
 Batch Size:
 Sampling Method/SOP: SOP.T.20.010

Terpene Analysis


Date/Time Extracted: 10/11/18 15:11

Analysis Method/SOP: SOP.T.40.090

Date/Time Analyzed: 10/12/18 05:52

Analyte	LOQ (mg/g)	Mass (mg/g)	Mass (% Weight)
alpha-Humulene	0.00500	0.513	0.0513
alpha-Pinene	0.00500	2.38	0.238
alpha-Terpinene	0.00500	0.0124	0.00124
beta-Caryophyllene	0.00500	1.69	0.169
beta-Myrcene	0.00500	5.27	0.527
beta-Pinene	0.00500	1.04	0.104
Beta-Ocimene	0.00500	0.209	0.0209
Camphene	0.00500	0.0538	0.00538
delta-3-Carene	0.00500	0.0253	0.00253
d-Limonene	0.00500	0.428	0.0428
gamma-Terpinene	0.00500	0.0127	0.00127
Isopulegol	0.00500	0.00792	0.000792
Linalool	0.00500	0.225	0.0225
Ocimene	0.00500	0.0257	0.00257
p-Cymene	0.00500	< LOQ	< LOQ
Terpinolene	0.00500	0.0347	0.00347
Total (Sum):		11.93	1.19

Results reported as wet weight, or "as is"; LOQ = Limit of Quantitation;
 Terpene analysis is not ORELAP accredited. Terpene analysis performed in conjunction with EVIO Labs Eugene.

 Ian Riversong
 Laboratory Director - 10/12/2018

EVIO Labs Medford (pka Kenevir Research)
 540 East Vilas Road, Suite F, Central Point, OR 97502
 541-668-7444 / OLCC 010-1001626980D / www.EVIOLabs.com

Quality Control

Batch: M18J039 - SOP.T.30.050 Prep for Cannabinoids

Blank(M18J039-BLK1)			Extracted: 10/09/18 11:22		Analyzed: 10/09/18 23:04		
Analyte	Result	LOQ	Recovery Limits	Analyte	Result	LOQ	Recovery Limits
THCA	< LOQ	0.100 (%)	< LOQ	delta 9-THC	< LOQ	0.100 (%)	< LOQ
delta 8-THC	< LOQ	0.100 (%)	< LOQ	CBDA	< LOQ	0.100 (%)	< LOQ
CBD	< LOQ	0.100 (%)	< LOQ	CBN	< LOQ	0.100 (%)	< LOQ
CBG	< LOQ	0.100 (%)	< LOQ	CBC	< LOQ	0.100 (%)	< LOQ
Sum of tested Cannabinoid:	< LOQ	0.100 (%)	< LOQ				

LCS(M18J039-BS1)			Extracted: 10/09/18 11:22		Analyzed: 10/09/18 23:21		
Analyte	% Recovery	LOQ	Recovery Limits	Analyte	% Recovery	LOQ	Recovery Limits
THCA	95.7	(%)	70-130	delta 9-THC	94.2	(%)	70-130
CBDA	92.4	(%)	70-130	CBD	95.6	(%)	70-130



Ian Riversong
 Laboratory Director - 10/12/2018